

Paramount

Sewing & Vacuum



1056 Green Acres Road
Eugene OR 97408
(Beltline & Delta Highway,
in Delta Oaks Center)
541-345-2100

Website:

www.paramount-sew-vac.com

Email:

info@paramount-sew-vac.com

Hours:

Monday-Friday 9 - 6
Saturday 9 - 5
Sunday Closed

American Sewing Guild

meets at "Our Sewing Room"
448 Main Street, Springfield, OR
1st Thursdays, 10-12 www.asg.org

PFAFF **Miele**
BERNINA
JANOME **IQAir**

Quilting Machines & Frames
HORN of AMERICA Furniture



and the LARGEST
selection of thread
in Lane County!

Paramount isn't just our name...
it's what YOU are to us!

Class Schedule

January-February-March 2012

SEW & TELL SEWING CLUB

Join "Sew & Tell", our exciting sewing club where you'll learn techniques for sewing, serging and much more. We will demonstrate feet, threads, and great techniques to take your sewing skills to a new level. We'll also bring you up to date on new products we've discovered. Members are encouraged to bring one show & tell sewing project they have made recently, and also to share their thoughts and knowledge about everything to do with sewing. This is a lecture/demonstration club, with lots of fun learning. Come and gather with people who love to sew.

Instructor: Millie Schwandt

Schedule:

3rd Wednesdays 2 pm Dec. 14, Jan. 18, Feb. 15, March 21

3rd Wednesdays 6 pm Dec. 14, Jan. 18, Feb. 15, March 21

4th Saturdays 2 pm Dec. 17, Jan. 28, Feb. 25, March 24

(Note: Sat. Dec. 24 class moved to Dec. 17)

You may attend which ever session fits your schedule.

FEE: \$35.00 per year; fee is prorated, based on when you join.

Sew
& Tell

New New New



Floriani...
The Name That Means Beautiful Embroidery!



We are now a full-line dealer for Floriani thread, stabilizers and software. Come and check out these beautiful new additions to your sewing world.

The Polyester thread is shiny, with the elegant look of rayon. It's colorfast, strong, and great for embroidery, decorative stitching, thread painting, whatever. There are 300 colors! Come and see.

The new Metallic Poly threads have a poly core which makes them stronger than other metallic threads. Many embroiders have given up on using metallic threads in embroidery. If you're one of them, you'll be very pleased by this beautiful thread.

We also have two new rayon threads: Rayon Variegated and Mixed Rayon which is a "twisted" thread with two different threads twisted together for an interesting effect. Great for adding a bit of "texture" to an embroidery design.

The huge selection of Floriani stabilizers will give you more options than ever before.



quilting... sewing... embroidery... software... appliqué... creative... **CLASSES**

CALENDAR QUILT of the MONTH

Susan is starting a monthly class based on the wonderful "Calendar Quilts" book by Kim Schaefer. You'll be able to decorate your home with something wonderful every month of the year. Each month you'll make a small, seasonal wall hanging quilt (appx. 20" x 28"). They're easy to learn and make using basic machine stitching and applique techniques. It's a great class for beginners or pros. The quilts are cute enough by themselves, but Susan will also show you some options to add decorative stitches and other elements if you wish.

You'll be **working one month ahead**, so starting in January you'll make the February quilt and be all ready for Valentine's Day. You can attend each month and make all 12 quilts, or you can come to whatever months you wish.

Instructor: Susan Stark

Monthly Class Fee: \$20.00

Group 1: Fridays Jan. 6, Feb. 3, March 2, 10 am - 4 pm

Group 2: Thursdays, Jan. 26, Feb. 23, March 22, 10 am - 4 pm



January class is
February Quilt



February class is
March Quilt



March class is
April Quilt

HOOPSISTERS "Cathedral Windows" Machine Embroidery

If you haven't tried any of the HoopSisters embroidery patterns, or if you're looking for a fun "Hoop Project" to make while you wait for the next HoopSisters Block of the Month to start in April, this is the class for you! This pattern is a fun, easy and quick way to create beautiful cathedral windows. In this three-hour class, you'll learn the tricks for 3 different blocks using your embroidery machine. Then, on your sewing machine, you'll learn the techniques for assembling your blocks in to a wonderful table-topper. Once you know the techniques, you can go home and create a project of any size. There's no sashing, no extra backing, just lots of easy fun!

There are two class sessions available.

Instructors: Diane Williams & Mickie Broy

Class Fee: \$25

Tuesday February 1, 2-5 pm or 6-9 pm



NITA'S BLOCK OF THE MONTH 2012

Nita's 2012 Block of the Month classes start on January 12th. She will be calling everyone soon to get everything organized. If you haven't heard from her yet, please give us a call.

This is a Block of the Month group that Nita started in 1994, but she's changing it around this coming year to give you something different. There are a few spaces available, so be sure to let us know if you're interested. Call 541-345-2100

FINISH IT!

This is a brain-storming workshop to move you forward in your project. Bring those blocks that you just can't decide how to set. Bring the quilt top you can't decide how to quilt. With Mickie as your experienced guide, the class members will bounce around ideas and find the perfect solution for you.

There will be a field trip after class to visit a fabric store to help with any color or fabric selection questions.

Instructor: Mickie Broy Class Fee: \$13

Tuesday March 20, 10:00 am - 1:00 pm (moved from original date)

quilting... sewing... embroidery... software... appliqué... creative... **CLASSES**

SOFTWARE SAMPLER for BERNINA[®] and JANOME

Exciting news!! The new JANOME Digitizer MBX V4 software upgrade makes it so similar to BERNINA Designer Plus V6 software that we can now teach this class for both at the same time. In this class we will watch BERNINA Educator and Master Digitizer Amanda Whitlach go through the steps to make fabulous and fun projects using the exciting features of the BERNINA software, and Diane and Millie will show you how to use the new JANOME MBX V4 software to do the same thing. This is a great way to learn your software and be inspired to use these techniques in your own unique projects. This is a hands-on class using your laptop, or you can come and get the information from class and do the project at home. You will get a CD with a video of the lesson to take home each month.



If you don't have software but want to know more about why you might want embroidery software, you are welcome to audit this class. Just call to reserve your spot. If you decide you just can't live without it, your \$10 class fee will be applied to your purchase. If you have JANOME Digitizer software V3 or older, and you're wondering what the new V4 is all about, you are welcome to come and watch in this class for no charge.

Instructors: Diane Williams & Millie Schwandt Monthly Class Fee: \$10

Tuesday January 24, 6:30 – 9 pm or Wednesday January 25, 10 am - 1 pm

Digitizing Logos Review the digitizing process of creating embroidery designs from graphics. Digitize a Logo for a Notebook Cover and CD case to hold your 2012 Software Sampler CD's & Printed Software Lessons.

Tuesday February 28, 6:30 – 9 pm or Wednesday February 22, 10 am - 1 pm

Embroider Texture Digitize designs for needle punching, ribbon work and couching. Create beautiful modern designs applicable to a variety of projects. Automate the Needle Punch process by using your software, and embellish scarves, pillows, bags, journal covers, etc.

Tuesday March 27, 6:30 – 9 pm or Wednesday March 28, 10 am - 1 pm

Lettering Workshop Build your lettering skills and explore new techniques. Use True Type fonts to customize your projects. Lettering techniques covered will include a variety of fill effects, outlining, echo and applique.

ALL ABOUT ME! (Machine Embroidery) for Everyone!
For everyone who has an embroidery machine – any brand!



This is a lecture/demonstration series designed to help you take your machine embroidery to a whole new level. Whether you just got your first embroidery machine, or you have been embroidering for a while, this series will provide you with lots of hints, tips and tricks to improve your stitchouts. Each month we will show new projects, and you will have a chance to see and possibly try the techniques shown in the class. You will also receive a CD to take home with all the information covered in the class. You don't need to bring anything to class, except your smile and maybe a notepad. In addition to the topics shows, each session will have a short book, pattern or gadget review.

If you don't have an embroidery machine, but you're interested about how they work and what you can do with one, you are welcome in this class, too. If you decide you just can't live without an embroidery machine, your \$10 class fee will be applied to your purchase.

Instructors: Paramount Staff Members Monthly Class Fee: \$10

Saturday January 28, 10 am – 1 pm

Make It Snappy! You can stitch up a great little carryall in a snap – and just in time to get organized for the new year! The carryall features four "Snap Happy" pockets to organize your sewing supplies. Or you could use it for travel or electronic gadgets. We will also create a wallet that is just right for holding your camera or cell phone. In this class, we will learn techniques for embroidering over pet screening to create see-through pockets. We will also review embroidery techniques on netting or tulle.

Saturday February 25, 10 am – 1 pm

Don't Sweat It! Need a little something to keep you warm? Join us as we create a fun jacket that will do just that. We will discuss sweatshirts and fleece, and how to embroider successfully on these fabrics. We will also talk about stabilizers and products that will make your garment or project look great.

Saturday March 24, 10 am – 1 pm

Simple Home: The Baby Room and More In this class, we will focus on an adorable ruffled pillow and wall hanging that will be perfect for anyone, not just the new baby. We will discuss gathering techniques as well as how to choose the proper stabilizer for your designs.


quilting... sewing... embroidery... software... appliqué... creative... CLASSES

FABRIC POSTCARD "Thank You" Cards

These mail-able fabric postcards are a very special, personal way to show your family and friends how much you appreciate them. They're SEW simple, and a great way to diminish your fabric stash, too. Make these super simple mini art quilts created from leftover fabrics, then send them off. Handmade, personalized, frameable... what a great way to say "thanks" and to show off your sewing skills. You will leave class with 1 to 6 finished masterpieces.

Instructor: Judy & Angela Peterson
Class Fee: \$23
Thursday January 19, 10 am - 1 pm

PS. You may not know Judy and Angela as well as we do at Paramount, but they are a talented, creative mother/daughter team who constantly amaze and entertain us with their amazing creations. Come and make a great project and learn lots from these amazing gals.



MACHINE INSTRUCTION

MACHINE INSTRUCTION

When you purchase your JANOME, PFAFF or BERNINA sewing machine, serger, embroidery machine or quilt machine and frame at Paramount, you get **FREE, unlimited one-on-one machine instruction/lessons**. We want you to learn how to use your new equipment, so please call to schedule your personal lessons at your earliest convenience.



My BERNINA Sewing

This term, we are also teaching a series of lessons called "My BERNINA Sewing Machine". For those who are familiar with BERNINA Mastery classes, this new series has replaced the Mastery series. My BERNINA Sewing Machine lessons cover all the basics of your new BERNINA sewing machine. When you sign up, please tell us your machine model number.

- Class 1: Basic Operation - for all BERNINA sewing machines**
- Class 2: Stitch Fun - for all BERNINA electronic/computerized machines**
- Class 3: Creative Options - for artista 640, 730 and 8 Series machines**

Instructor: Millie Schwandt Class Fee: \$100 (or FREE to Paramount, 27th Street Fabrics & Linda's purchasers)
Tuesdays January 10, 17 & 24, 9 am - 12 pm

My BERNINA Embroidery

This series of lessons were designed by BERNINA to help you learn the ins and outs of your BERNINA or Bernette Deco EMBROIDERY machine. From the basics of hooping to customizing designs and Endless Embroidery, you'll discover all you need to get the most from your embroidery system. This is a 2-part class.

Instructor: Millie Schwandt Class Fee: \$100 (or FREE to Paramount, 27th Street Fabrics & Linda's purchasers)
Tuesdays February 7 & 14, 9 am - 12 pm

SERGER BASICS

In addition to your one-on-one lessons, you can also register for our Serger Basics Class. Designed to make you comfortable with your new JANOME or BERNINA serger, this class covers threading, tension settings, and basic serger applications. When you sign up, please tell us your machine brand and model number.

Instructor: Paramount Staff
Class Fee: \$50 (or FREE to Paramount, 27th Street Fabrics & Linda's purchasers)
Tuesday February 21, 9 am - 12 pm



quilting... sewing... embroidery... software... appliqué... creative... CLASSES

EMBROIDERY WITH MICHELE: Embroidered Calendar Message Board

Use a purchased corkboard to create a year-long calendar with a great space to leave messages, too. Each month is embroidered and customized for holidays and special occasions for your own personalized calendar! This class features Michele's 2012 Calendar Collection of embroidery designs.

Instructor: Michele Mishler Class Fee: \$28
Saturday January 21, 10 am - 4 pm



DIGITIZING (hands-on classes)

Roll up your sleeves, warm up your mouse, and let's get down to really learning to digitize. Michele is a professional digitizer, and her classes will teach you how your software really works, and make you want to use your it a lot more often. These classes are designed for JANOME DigitizerPro or Digitizer MB V2 or V3.



DIGITIZING Class 1: Lettering Tips and Techniques

Learn the tips and techniques for creating monograms and labels, from the basics to Lettering Art. The class will include tips on adding additional fonts to your computer and creating designs from mini pics fonts. We will create a label in class, so bring your machine and embroidery accessories! Fabric is included.

Instructor: Michele Mishler Class Fee: \$28
Friday January 20, 10 am - 4 pm



DIGITIZING Class 2: Dragonflies and Caterpillars

Basic shapes and basic tools can be used to digitize some amazing creatures! Let your computer do the drawing to create a whole menagerie, add details and shading to bring them to life! We will create a doll sized quilt as our project.

Instructor: Michele Mishler Class Fee: \$28
Friday February 17, 10 am - 4 pm



DIGITIZING Class 3: Fantasy Flowers

Explore the functions of the Cut Hole and Remove Overlaps tools in your software, while creating a garden of fantasy flowers. Our project will be an embroidered potholder.

Instructor: Michele Mishler Class Fee: \$28
Friday March 16, 10 am - 4 pm



STORM AT SEA

The beautiful Storm at Sea quilt can be made easily using Marti Michell templates. Let Mickie show you how fast and easy it is to make this timeless wonder. It's so simple that it should be called "No Storm"... come to this class and you'll "see".

Instructor: Mickie Broy Class Fee: \$23
Monday March 5, 10:00 am - 4:00 pm

quilting... sewing... embroidery... software... appliqué... creative... **CLASSES**

NO MESS, NO FUSS APPLIQUÉ

This is a hand appliqué class devoted to using a specific and unique appliqué method taught by Glenda. This appliqué method DOES NOT use freezer paper, glue, templates, hemostats, or overlays – hence the name "No Mess, No Fuss Appliqué". This method is highly portable and able to fit into a baggie in your purse. Please see the "APPLIQUE" pages on Glenda's website: <http://www.glyncor.com>

"HOP TO IT" PROJECT (See Prerequisite) - Group B

This term begins a fun, new project from the book "Hop To It". Students may choose to make a 12-block or 16-block quilt. All blocks may be viewed on Glenda's website (shown above).

PREREQUISITE for this class is Beginning No Mess, No Fuss Appliqué.

Instructor: Glenda Correll Class Fee: \$18/month
Mondays January 16, February 20, March 19, 9:30 am - 1:00 pm

Applique students please note: The January class is a "Project Planning Session" to discuss fabric/color choices for applique and background, pattern adjustments, and layout. We will sort through your applique fabrics to insure all will work nicely together. Also included is a shopping trip to a local quilt store to select additional fabrics.



Come and learn Free-Motion Quilting!

FMQ I - "FOCUS ON FREE-MOTION"

This is a beginning free-motion machine class where you will learn to master your sewing machine as you "teach" it to follow your lead. Free-motion quilting is absolutely wonderful for finishing quilts or decorating wearable art, plus this class can be considered an introduction to one of the methods used in thread painting. Stitches and ideas for using this method are endless, so let your imagination go. Although no FMQ skills are required, intermediate machine skills are suggested.

Instructor: Glenda Correll Class Fee: \$28
Saturday February 4 9:30 am - 1:00 pm



PAPER PIECED HEARTS

Paper piecing is really fun. You can use up a variety of little scraps to create beautiful blocks. In this class, you'll be making some hearts for a cute wall hanging just in time for Valentine's Day. This class is perfect for a beginner, and great fun for anyone who has basic or advanced sewing skills. And if you've never done paper piecing, it's the perfect place to start.

Instructor: Mickie Broy Class Fee: \$18
Monday January 9, 2:00 - 5:00 pm

quilting... sewing... embroidery... software... appliqué... creative... **CLASSES**

SEW FUN WORKSHOPS

Everyone is welcome in our Sew Fun Workshops. Each month we'll have a new project to sew, ranging from great gifts to ornaments to useful items. One thing is always guaranteed: you'll have a good time and leave with something wonderful. These classes are a whole lotta fun for **only \$5** plus your supplies. Basic sewing skills are all that's required. What a great deal!



SEW FUN WORKSHOP: Sew Convenient

Very fun sewing case for your smaller items. You'll make one for yourself and want to keep making them for gifts.

Instructor: Mickie Broy Class Fee: \$5
Friday January 27, 2-5 pm

SEW FUN WORKSHOP: Crafty Carrier

This rollup is great for keeping your tools together. It can be customized for whatever you want to put in it.

Instructor: Mickie Broy Class Fee: \$5
Friday February 24, 2-5 pm



SEW FUN WORKSHOP: Unforgettable Card Holder

Add a personal touch to that gift card with a special card holder. This can also be used as a little wallet.

Instructor: Mickie Broy Class Fee: \$5
Friday March 23, 2-5 pm

OPEN SEW... come get it DONE and have some FUN

Do you have unfinished sewing projects you'd like to get out of your UFO pile? Sometimes there are just too many distractions at home! Our classroom is available for your use, and staff is on hand to answer questions. Bring your machine, your project, and all supplies needed to complete it. If you need to borrow a machine, just let us know when you sign up. We're here to help.

FREE - but space is limited.

Wednesdays January 11 & 25, February 8 & 22, March 14 & 28, 1:30 pm - 5:30 pm

We have room for 8 people in our classroom, so we can only accept the first 8 people registered. If it's full, we are happy to put you on a waiting list.



Donate a Blanket or Quilt to
Project Linus and

You might win a sewing machine!










Paramount is a drop off point for blankets and quilts you would like to donate to Project Linus. You can drop them off all year long. For each blanket or quilt you donate, your name will be entered into a drawing for a wonderful sewing machine that Paramount is donating to this effort.

The children who receive these blankets are ages 0-18. It is Project Linus' policy to accept blankets of all sizes, but a minimum of 36" x 36" is requested. All styles of blankets are welcome, including quilts, tied comforters, fleece blankets, crocheted or knitted afghans, and receiving blankets in child-friendly colors, and must be completely new and washable.

Please pick up a flyer with all the information at Paramount, or go to www.ProjectLinus.org

At 5:00 on **February 25, 2012** we will draw the name of one lucky winner.

THANK YOU!

Sunday	Monday	Tuesday	Wednesday	Thursday	Friday	Saturday
 <h1>Happy New Year!</h1>		Additions or changes to the class calendar are announced in the Paramount E-News, a weekly newsletter that is sent to subscribers. It's FREE! You can subscribe at: www.paramount-sew-vac.com				
1 JAN 2012	2 OPEN 9 - 6	3	4	5	6 Calendar Quilt of the Month Group 1: 10 - 4	7
8	9 Classroom Occupied 9:30 - 1 Paper Pieced Hearts 2 - 5	10 My BERNINA Sewing Machine Class 1 of 3 9 - 12	11 Open Sew 1:30 - 5:30	12 Quilt Block of the Month 10 am, 2 pm or 6 pm	13	14
15	16 Appliqué B "Hop To It" Appliqué Project Planning Session 9:30 - 1	17 My BERNINA Sewing Machine Class 2 of 3 9 - 12 ↓	18 "Sew & Tell" Club 2 pm or 6:30 pm	19 Fabric Postcard Thank You Cards 10 - 1	20 Digitizing Class 1 10 - 4	21 Embroidered Calendar Message Board 10 - 4
22 JAN 2012	23	24 My BERNINA Sewing Machine Class 2 of 3 9 - 12 Software Sampler 6:30 - 9	25 Software Sampler 10 - 1 Open Sew 1:30 - 5:30	26 Calendar Quilt of the Month Group 2: 10 - 4	27 SEW FUN Workshop "Sew" Convenient 2 - 5	28 All About ME I (Machine Embroidery) 10 am "Sew & Tell" Club 2 pm
29	30	31 My BERNINA Sewing Machine Class 3 of 3 9 - 12	1 FEB 2012 HoopSisters 2 pm or 6 pm	2	3 Calendar Quilt of the Month Group 1: 10 - 4	4 FMQ I : Focus on Free-Motion Quilting 9:30 - 1
5	6	7 My BERNINA Embroidery Class 1 of 2 9 - 12	8 Open Sew 1:30 - 5:30	9 Quilt Block of the Month 10 am, 2 pm or 6 pm	10	11
12	13 Classroom Occupied 9:30 - 1	14 My BERNINA Embroidery Class 2 of 2 9 - 12 Happy Valentine's Day 	15 "Sew & Tell" Club 2 pm or 6:30 pm	16	17 Digitizing Class 2 10 - 4	18
19	20 Appliqué B "Hop To It" Appliqué 9:30 - 1	21 Sergers Basics 9 - 12	22 Software Sampler 10 - 1 Open Sew 1:30 - 5:30	23 Calendar Quilt of the Month Group 2: 10 - 4	24 SEW FUN Workshop Crafty Carrier 2 - 5	25 All About ME I (Machine Embroidery) 10 am "Sew & Tell" Club 2 pm Project Linus Day 
26	27	28 Software Sampler 6:30 - 9	29  Leap Year	1 MAR 2012	2 Calendar Quilt of the Month Group 1: 10 - 4	3
4 	5 Storm at Sea 10 - 4	6	7	8 Quilt Block of the Month 10 am, 2 pm or 6 pm	9	10
11 Daylight Saving Time Begins	12 Classroom Occupied 9:30 - 1	13 Finish It 10 - 1 ↓	14 Open Sew 1:30 - 5:30	15	16 Digitizing Class 3 10 - 4	17 Happy St. Patrick's Day 
18	19 Appliqué B "Hop To It" Appliqué 9:30 - 1	20 Finish It 10 - 1 First Day of Spring 	21 "Sew & Tell" Club 2 pm or 6:30 pm	22 Calendar Quilt of the Month Group 2: 10 - 4	23 SEW FUN Workshop Unforgettable Card Holder 2 - 5	24 All About ME I (Machine Embroidery) 10 am "Sew & Tell" Club 2 pm
25	26	27 Software Sampler 6:30 - 9	28 Software Sampler 10 - 1 Open Sew 1:30 - 5:30	29	30	31